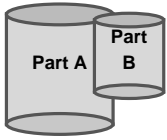


Mixing Instructions: Supreme XTreme

1

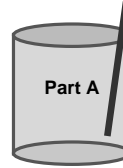
You received two products:

1. Part A - Gallon Can
2. Part B - Quart Can



2

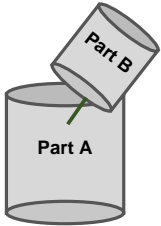
Open Part A.



3

Open Part B.

Pour all of Part B into Part A.



4

500 RPM
or less

Using a drill or stir stick,
mix at 500 RPM or less
for 2 minutes.

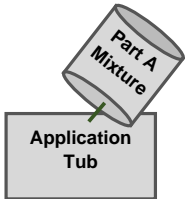


- Keep speed LOW - high RPM introduces air and causes bubbles in the finish.
- Apply immediately after mixing. Waiting does NOT speed the cure.

5

Immediately pour into your
large application tub
and begin applying.

- Pot life in tub: ~90 min
- Pot life in can: ~30 min
- Do not leave mixed product sitting in the original can.



Questions?

Aidan Thompson

630-392-4977

aidan.thompsonjfb@outlook.com

Jim Beedie

630-643-0143

jfb supremextreme.com

Optional: If the product feels too thick after mixing, add half a cup of water until the desired consistency is reached. Pigmented products just come thicker; this is not abnormal.